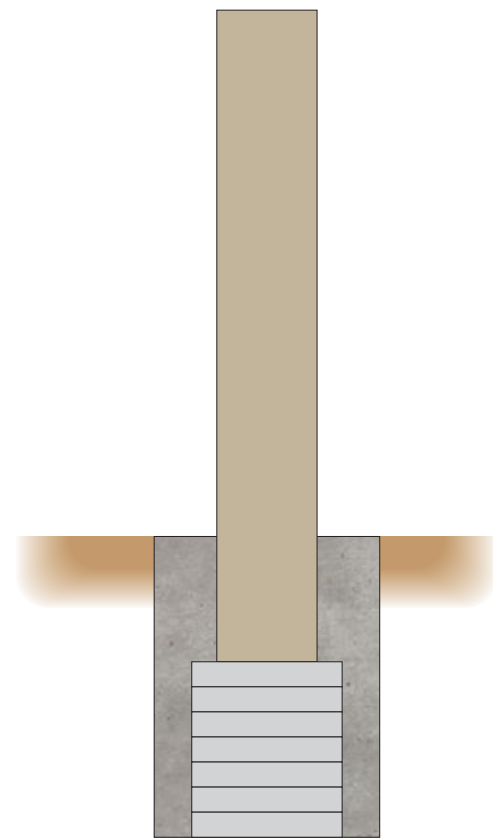


SIGNAGE OVERVIEW - NOT TO SCALE



ST-E01



ST-E02



ST-E03

COLORS/FINISHES



Match Brand Color
SW 7011, Natural Choice

Match Brand Color
PMS 648C

Match Brand Color
PMS 202C

NOTES/OTHER

File Name: Vineyard_Park_Mercer_S08160_ProductionPack

RELEASE FOR PRODUCTION

PROJECT MANAGER:

CLIENT APPROVAL

APPROVED AS-IS

APPROVED with Changes

REVISE and RESUBMIT

SIGN:

DATE:

Please carefully review all contents contained herein. Your signature indicates approval of all stakeholders for materials, design, colors, spelling, sizes, and fabrication and installation methods including responsibility for errors and omissions. The client will hold Northwest Sign & Design harmless and will be responsible for compensation for changes or corrections made after approval. No work will be started without signed approval or an appropriate waiver from the client.

© 2023 NW Sign & Design, all rights reserved. These drawings are the property solely of NW Sign & Design and are not to be used or reproduced in any manner without prior written permission. Penalties of \$5,000 will be charged for each page of this drawing set and/or each instance of product designs that are displayed and/or produced with unlawfully used artwork.

SO#: 8160

PROJECT OVERVIEW

PAGE 1 of 5

PROJECT:
Magnet D&D - Vineyard Park Mercer Is.

CLIENT:
Magnet D & D

CONTACT:
Kevin Carl

INSTALL ADDRESS:
2959 76th Ave SE
Mercer Island, WA 98040

PROJECT MANAGER:
Shawn Hamilton

SALES:
Shawn Hamilton

DESIGNER:
N/A

PRODUCTION DESIGNER:
Michael Wells

DATE: 12/09/24

REVISIONS

MW Production 12/09/24

FINAL FOR PRODUCTION

NORTHWEST
SIGN & DESIGN
17201 Beaton Rd. SE
Monroe, WA 98272
www.NWSigns.com
(425) 844-6415

Contractors Lic#NWWHOS'g29M9



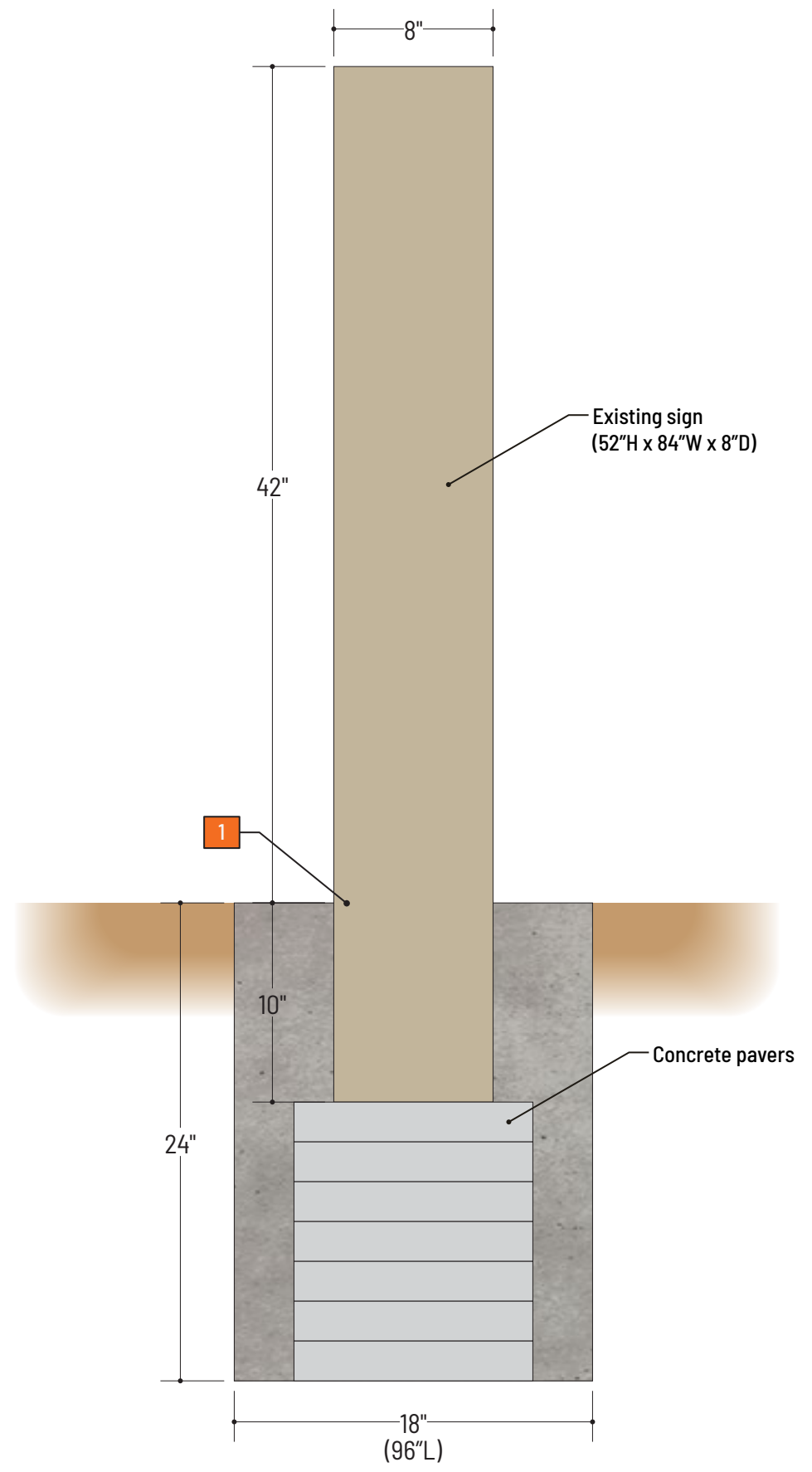
ST-E01 MONUMENT SIGN INSTALLATION Qty. 1



Existing Signage



Proposed Final Design



- 1 - Installation of existing sign into new concrete footing, leaving 42" of existing sign exposed above grade. Use concrete pavers to achieve specified position

Note: Assumes plants are removed and ground is leveled prior to NWS arrival. Assumes just in time delivery to site, by others. Boulders supplied and installed by others

Side / Section View

SCALE: 1" = 1'


ST-E02
WALL LOGO SIGN
Qty. 1

COLOR SUMMARY

PAINT

A

MP TO MATCH PMS 648C
SATIN FINISH



Side View

Front View

Sign Area: 16 sq/ft

- 1 - 1/8" aluminum, routed and painted A. Mounted to polycarbonate backer with studs and VHB
- 2 - 1/4" clear polycarbonate backer
- 3 - Layered panels install to wall with mechanical fasteners appropriate for substrate/composition, thru face and 1 1/2" standoffs. Painted to match



Proposed Install Location - Details Pending Survey

